

ASSESSING CARBON FOOTPRINTS OF ZERO CARBON BUILDINGS

Dr. Sam C. M. Hui

Department of Mechanical Engineering, The University of Hong Kong
Pokfulam Road, Hong Kong
Email: cmhui@hku.hk

ASSESSING CARBON FOOTPRINTS OF ZERO CARBON BUILDINGS

ABSTRACT

Building sector is a major contributor of greenhouse gas and carbon emissions in the world. Nowadays, many countries are developing policies and measures to promote zero or low carbon buildings with the aim to reduce the carbon emissions and ecological footprints. However, as a clear definition of zero carbon building (ZCB) and effective evaluation methods for building's carbon footprints are not available, people are often confused about the real performance of ZCBs and the strategy to reduce the carbon footprints.

This research study investigates the meaning of ZCBs and develops assessment methods for evaluating their carbon footprints. The definition of ZCB and the related concepts are described. The meaning of footprints and the rationale for using carbon footprints as indicators to measure sustainability are presented. It is found that the footprint-based assessment requires a clear understanding of emissions categories, assessment boundaries and carbon accounting principles. The assessment outcome is depending on the problem definition and interpretation method. The main influences on the carbon footprints include building functions, site conditions, energy and carbon intensity of the building systems and components. In order to develop systematic methods for assessing the carbon footprints, a holistic approach to carbon accounting and footprint calculation is needed. When applying the concepts to assess the buildings in densely populated cities like Hong Kong, some key factors for urban density and sustainability should be considered, such as transportation strategy, urban form and typology.

Keywords: Carbon emissions and reduction; Carbon footprints; Hong Kong; Urban cities; Zero carbon building.

1. INTRODUCTION

To achieve sustainability and combat the climate change issue, developing a low carbon society is a global trend (ADEME, 2010; DCLG, 2007; NIES, 2009; Zuo, *et al.*, 2012). Low or zero carbon design is essential to the carbon reduction target (Brown, 2010). Among all sectors, buildings are one of the largest sources of carbon dioxide and greenhouse gas (GHG) emissions as these gases are the by-product of electricity consumption which is used extensively in buildings. The building sector also presents the most cost effective opportunities for GHG reductions (IPCC, 2007). In recent years many countries are developing policies and measures to promote zero or low carbon buildings with the aim to reduce the carbon emissions and ecological footprints (ASBEC, 2011). Energy efficiency and carbon emission reduction in buildings have become an important trend in the world (Boake, 2008; Hui, 2012; Loper, *et al.*, 2008).

However, as a clear definition of zero carbon building (ZCB) and effective evaluation methods for building's carbon footprints are not available, people are often confused about the real performance of ZCBs and the strategy to reduce the carbon footprints (Hui, 2010). This research study investigates the meaning of ZCBs and develops assessment methods for evaluating their carbon footprints. The definition of ZCB and the related concepts are described. The meaning of footprints and the rationale for using carbon footprints as indicators to measure sustainability are presented. The current situation in Hong Kong and key factors for urban density and sustainability are discussed.

2. ZERO CARBON BUILDINGS

The terms ‘zero energy’, ‘zero carbon’ or ‘zero emission’ are applied to buildings that use renewable energy sources on-site to generate energy for their operation, so that over a year the net amount of energy generated on-site equals the net amount of energy required by the building. Studying the definitions of the terms associated with ZCB is important because the meaning of ZCB and the related concepts are often expressed unclearly and are sometimes misunderstood (Hui, 2010).

2.1. ZERO ENERGY AND ZERO CARBON BUILDINGS

‘Zero energy building’ (ZEB) is often used in conjunction with ZCB. ZEB can be defined as a building that produces as much energy on-site as it consumes on an annual basis. Torcellini, *et al.* (2006) provided four definitions of ZEB: net zero site energy, net zero source energy, net zero energy costs, and net zero energy emissions. A classification system based on renewable energy supply options is also used to distinguish different types of ZEB. Table 1 shows a summary of the terms and definitions.

Table 1: Terms and definitions of ZEB and ZCB

Terms	Definitions/Meanings
Zero energy building (ZEB) or net zero energy building (NZEB)	A building that produces as much energy on-site as it consumes on an annual basis
Net zero site energy building (site ZEB)	Amount of energy provided by on-site renewable energy sources is equal to the amount of energy used by the building
Net off-site zero energy building (off-site ZEB)	Similar to previous one, but consider purchasing of energy off-site from 100% renewable energy sources
Net zero source/primary energy building (source ZEB)	It produces as much energy as it uses in a year, when accounted for the source. For electricity, only around 35% of the energy used in a fossil fuel power plant is converted to useful electricity and delivered. Site-to-source conversion multipliers are used to calculate a building’s total source energy
Net zero energy cost building (cost ZEB)	The cost of purchasing energy is balanced by income from sales of electricity to the grid of electricity generated on-site
Net zero energy emissions building, zero carbon building (ZCB), zero emission building	The carbon emissions generated from the on-site or off-site fossil fuel use are balanced by the amount of on-site renewable energy production

In recent years, many researchers and governments have investigated the definitions of ZEB and ZCB with the goal to develop an internationally agreed and consistent definition (ASBEC, 2011; DCLG, 2008; ECEEE, 2009; Fulcrum, 2009; Marszal, *et al.*, 2011; Sartori, Napolitano and Voss, 2012; UK-GBC, 2008). It is believed that promotion of ZEB and ZCB can help control carbon emissions and improve building performance. In general, ZEB design differs from ZCB design in that it is more concerned with the reduction of the operating energy requirements for a building, focusing on the eventual use of zero fossil energy. By using renewable and low-carbon energy sources, it is possible to offset or balance the carbon emissions produced from the building.

2.2. BALANCING CARBON CONCEPT

Figure 1 shows the balancing carbon concept for ZCB. To develop a systematic methodology for studying ZEB/ZCB, Sartori, Napolitano and Voss (2012) identified two major types of balance, namely the import/export balance and the load/generation balance, which are suitable for defining ZCB and ZEB, respectively.

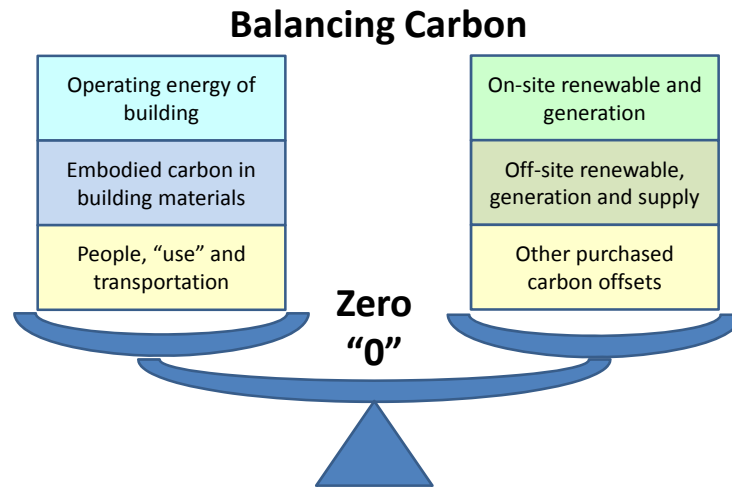


Figure 1: Balancing carbon concept for ZCB

After studying the definitions and calculation methodologies of ZEB, Marszal, *et al.* (2011) identified the following sources of difference between definitions:

- The metric of the balance (e.g. primary energy, final energy, carbon emission)
- The balancing period (monthly, seasonal, operation year, life cycle)
- The type of energy use included in the balance (e.g. HVAC, lighting, appliances)
- The type of energy balance (import/export and load/generation)
- The accepted renewable energy supply options
- The connection to the energy infrastructure (grid connected or standalone)
- Other requirements relating to energy efficiency, the indoor climate and building-grid interaction.

2.3. DEFINITIONS OF ZCB

In Australia, ASBEC (2011) has tried to develop a suitable definition for ZCB to assist stakeholders to progress towards zero emissions. Their definition is given below.

"A zero carbon building is one that has no net annual Scope 1 and 2 emissions from operation of building incorporated services.

- Building-incorporated services include all energy demands or sources that are part of the building fabric at the time of delivery, such as the thermal envelope, water heater, built-in cooking appliances, fixed lighting, shared infrastructure and installed renewable energy generation
- Zero carbon buildings must meet specified standards for energy efficiency and on-site generation
- Compliance is based on modelling or monitoring of greenhouse gas emissions in kg CO₂e/m²/yr."

Some variations of ZCB were identified by ASBEC (2011) as shown in Table 2. The scope and nature of the ZCB must be clearly defined to avoid misunderstanding. Sometimes, for the sake of simplicity, the definition of ZEB/ZCB might include only the balance between daily operating energy of the building and the renewable energy generation. Another method of zero carbon calculation is to consider building structure, building materials and equipment, production, transportation, construction process, etc. in order to indicate the 'embodied energy' or 'embodied carbon emissions'.

Table 2: Variations of ZCB [adapted from ASBEC (2011)]

Zero carbon occupied building	Include occupant emissions
Zero carbon embodied building	Include embodied emissions
Zero carbon life-cycle building	Include all emission sources in the building life cycle
Autonomous zero carbon building	No grid connection
Carbon positive building	Achieves less than zero emissions

A more stringent and broader definition would consider the whole life cycle, from planning and design, building materials production, materials transportation, construction process, daily building operations, renovation and maintenance repairs, waste disposal. However, the calculations for this zero carbon life-cycle building are very difficult and complicated (Hernandez and Kenny, 2010).

2.4. EMISSION REDUCTION OPTIONS

One critical issue to consider for ZCB is the allowable options for emission reduction. Figure 2 shows the options proposed by ASBEC (2011) which include both on-site and off-site methods for renewable/low carbon energy sources. It is a three-tier approach that includes a target for energy efficiency of the building design and construction as a priority. In addition, there is a target for on-site low or zero carbon energy generation. The third tier includes off-site solutions which should only be considered after maximising the previous two tiers.

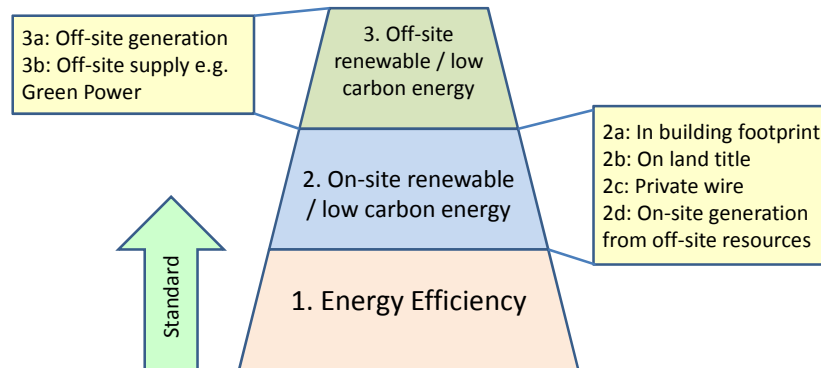


Figure 2: Allowable emission reduction options for ZCB [adapted from ASBEC (2011)]

From a holistic life-cycle point of view, a building is considered sustainable in the model if by the end of its expected lifetime the total amount of carbon emissions are completely offset (Bendewald and Zhai, 2013). In general, 'zero carbon' demands a numerical assessment and validation of the building design. ZCB compliance requires designers to numerically validate the effectiveness of their approaches; there are various means by which this can be done, as well as relative scales of the problem that might be examined (Boake, 2008). Therefore, it is important to clearly describe the calculation methods and assumptions when assessing ZCB.

3. ASSESSMENT OF CARBON FOOTPRINTS

Carbon is frequently used as shorthand for either carbon dioxide (CO₂) or carbon dioxide equivalents (CO₂-e), which includes both CO₂ and other gases with significant global warming potential (GWP). A 'footprint' is a quantitative measurement indicating the appropriation of natural resources by humans; it describes how human activities can impose different types of burdens and impacts on global sustainability (Čuček, Klemeš and Kravanja, 2012).

Carbon footprint is a measurement of the exclusive direct (on-site, internal), and indirect (off-site, external, embodied, upstream, and downstream) CO₂ emissions of an activity, or over the life cycle of a product, measured in mass units. A process-oriented life-cycle carbon footprint analysis is an analytical tool that focuses attention on hot spots and inefficiencies over the entire life cycle, and provides a framework for trade-offs and optimisation (Hernandez and Kenny, 2010).

3.1. CARBON FOOTPRINT OF BUILDINGS

The carbon footprint of a building is the total amount of CO₂ and other GHGs emitted over the life cycle of that building, expressed as kilograms of CO₂ equivalents (kg CO₂-e). This includes all GHGs generated in the manufacture of the raw materials, construction of the building, transport of materials to the construction site, operation of the building, periodic refurbishment and replacement of materials, and end-of-life disposal of the building materials. Figure 3 shows a building's carbon footprint and its components. Most of the carbon footprint emissions for buildings come from 'indirect' sources, i.e. fuel burned to produce electricity. Thus, the most effective way to decrease a carbon footprint is to either decrease the amount of energy needed for production or to decrease the dependence on carbon emitting fuels (Brown, 2010).

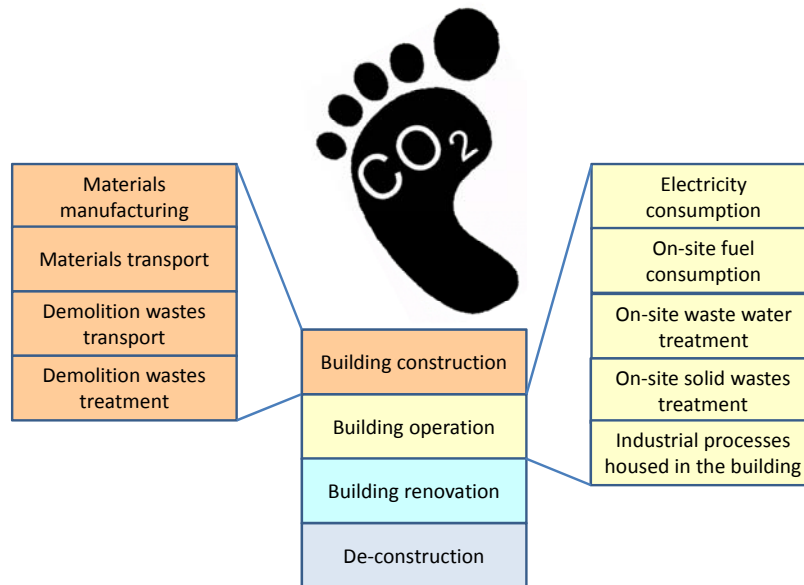


Figure 3: Carbon footprint of a building and its components

3.2. MEASURING CARBON FOOTPRINTS

A building's carbon footprint can be measured by undertaking a GHG emissions assessment or other calculative activities denoted as 'carbon accounting' (Kennedy and Sgouridis, 2011). The following international standards are often applied for carbon footprint analysis using the principle of life-cycle assessment and GHG protocol.

- ISO 14040: Life Cycle Assessment - Principles and Framework
- BSI: PAS 2050 - Specification for the Assessment of Life-Cycle GHG Emissions of Goods/Services
- WRI/WBCSD: Greenhouse Gas Protocol
- IPCC: 2006 Guidelines for National Greenhouse Gas Inventories

In Hong Kong, the government has prepared a set of carbon audit guidelines for buildings to report on GHG emissions and removal (EPD and EMSD, 2010). The assessment process focuses on the following aspects:

- Physical boundaries (usually the site boundaries of the building)
- Operational boundaries (to identify and classify the activities to determine the scope)
 - Scope 1 – direct emissions and removals
 - Scope 2 – energy indirect emissions
 - Scope 3 – other indirect emissions
- Reporting period (usually one year)
- Collecting data and information to quantify the GHG performance

The footprint-based assessment requires a clear understanding of emissions categories, assessment boundaries and carbon accounting principles (Čuček, Klemeš and Kravanja, 2012). The assessment outcome is depending on the problem definition and interpretation method. The main influences on the carbon footprints include building functions, site conditions, energy and carbon intensity of the building systems and components. In order to develop systematic methods for assessing the carbon footprints, a holistic approach to carbon accounting and footprint calculation is needed.

3.3. PRACTICAL ISSUES

In practice, to assess the impact of buildings at the outset of a project, ‘carbon estimators’ are used to provide a more general figure on project inputs like building size, primary structural system, and site conditions (Boake, 2008). As the project proceeds, ‘carbon calculators’ that are more detailed and project-specific can be applied to assess the GHG emissions. All calculations need to examine the holistic aspects of the project in order to achieve a balance between carbon costs and the ability of the project to sequester carbon. Once the size of a carbon footprint is known, a strategy can be devised to reduce it. Table 3 shows four approaches to carbon reduction (ASBEC, 2011).

Table 3: Different carbon reduction approaches

Strictly zero carbon	No carbon is emitted within Scopes 1 and 2; neither balancing nor offsets are allowed.
Net zero carbon	All carbon emissions within emissions Scope 1 are eliminated, and emissions within Scope 2 are balanced through export of low or zero carbon goods, internal or external sequestration, or import substitution of Scope 3 emissions.
Carbon neutral	Any and all emissions for which the building is responsible under Scopes 1 and 2 can be managed through the purchase of offsets from third parties that lie outside the building’s boundaries.
Low carbon	Emissions under Scopes 1, 2 and 3 are reduced compared to a baseline. The reduction level is often not clearly specified.

Performing the footprint analyses can be costly and time consuming. There are still many difficulties of implementing carbon debt accounting because the building development and construction activities are fragmented and very complicated. Chen, *et al.* (2011) have developed an evaluation framework for detailed life cycle carbon accounting of buildings based on multi-scale input-output analysis. Nine stages have been suggested including building construction, fitment, outdoor facility construction, transportation, operation, waste treatment, property management, demolition, and disposal for buildings.

4. DISCUSSIONS

The act of carbon accounting is beginning to permeate a multitude of sectors. To systematically assess ZCB and develop effective strategies to decrease carbon footprints, it is essential to understand, quantify, and manage GHG emissions in a holistic and scientific way. It is also important to promote ZCB design strategies in the society to influence people for the cultural change and foster sustainable lifestyle.

4.1. SUITABLE CANDIDATES OF ZCB

Brown (2010) pointed out that not all buildings are suitable candidates of ZCB. Adhikari, *et al.* (2012) raised some doubts about the affordability of ZCB/ZEB. Fong and Lee (2012) indicated that for subtropical cities like Hong Kong only the low energy design for buildings can be made possible, not the zero energy. It is commonly agreed that ZCB is an ideal goal at the present moment and cannot be realised in some situations. For example, given the high operating loads in facilities such as hospitals, hotels and laboratories, sufficient energy reductions may be impractical. Also, buildings in urban areas may have inadequate solar exposure due to shading by adjacent buildings and may not be able to achieve net zero energy. Furthermore, medium- to high-rise buildings will be problematic candidates given the high ratio of solar panel surface to total floor area required for ZCB/ZEB.

It is believed that implementing ZCB/ZEB for low-rise residential buildings is more feasible (Fong and Lee, 2012). For commercial building developments, Zuo, *et al.* (2012) found that the lack of a clear definition of carbon neutral building presents a significant barrier and the key success factors include market demand, material selection, facility manager's knowledge, government support and leadership. Often, an exemplar project, such as a ZCB, can play a pivotal role in promoting cultural change. In order to speed up the transformation and achieve significant carbon reduction in the society, building refurbishment towards zero carbon is a critical aspect (Xing, Hewitt and Griffiths, 2011). Not only the development of new building design and planning, the existing building renovation should also attach importance to reduce GHG emissions.

4.2. GREEN BUILDING SUSTAINABILITY ASSESSMENTS

Ng, Chen and Wong (2013) found that the current green building assessment schemes (such as BEAM Plus, BREEAM and LEED) focus primarily on operational carbon instead of the emissions generated throughout the entire building life cycle. Also, the baseline and benchmark for carbon evaluation vary significantly among the schemes. Bendewald and Zhai (2013) suggested that building sustainability assessment should evolve toward an absolute method using a credible science such as carrying capacity. Čuček, Klemeš and Kravanja (2012) believe that carbon footprints can be used as indicators to measure sustainability. However, the definition of a suitable sustainability metric for supporting objective sustainability assessments is still an open issue.

As a type of environmental footprints, the carbon footprint has become an important environmental protection indicator in many disciplines. As described in Section 3, carbon footprint is an effective carbon accounting method for facilitating GHG trade-offs and optimisation in buildings. It is also a logical way to implement life cycle thinking into building planning and design. If a wider perspective is needed for the sustainability assessment, composite indicators including environmental, social, and economic footprints can also be developed to satisfy the need of multi-objective optimisation problems in the society (Čuček, Klemeš and Kravanja, 2012).

4.3. ZCB DESIGN STRATEGIES

Hui (2012) has discussed the meaning of ZCB and indicated that construction innovation and environmental design are crucial for ZCB design. In many cases, ZCB design may be more complicated than the design of general buildings because of the need to study the specific location, requirements and actual energy usage to determine suitable arrangements for building energy efficiency and renewable/low-carbon energy. For many building categories, passive solar or low-energy design is often more cost-effective than active systems like photovoltaics (PV). Common building energy efficiency measures include natural lighting, natural ventilation, proper building siting and massing, energy-efficient lighting, energy-efficient cooling and heating, energy-saving office equipment and energy management. Table 4 shows a summary of the basic design strategies for ZCB.

Table 4: Design strategies for ZCB

- | |
|---|
| <ul style="list-style-type: none">• At the outset, the building project should take into account building energy efficiency and use of renewable energy• Select the appropriate building site; allow opportunity to apply renewable energy and to reduce transportation and food production needs• Optimise passive design strategies to protect the natural and comfortable environment in order to reduce energy demand• Conserve water and reduce the demand for hot water• Appropriately select materials in order to reduce the environmental impacts• Reduce energy use in all aspects of the building operation• Consider building energy efficiency first before introducing renewable energy offsets |
|---|

Very often, the design of ZCB/ZEB requires analyses through dynamic building energy simulation and modelling in order to evaluate the design options and control strategies (Jankovic, 2012). As pointed out in Section 2.4, numerical assessment and calculations are needed for the validation of the ZCB design. Usually the information obtained from building energy simulation is critical for estimating and monitoring the energy use and related GHG emissions. It is also helpful to invoke life cycle assessment in the building development, design and management process (Hernandez and Kenny, 2010).

5. HONG KONG SITUATION

Over 60% of the GHG emissions in Hong Kong come from buildings (Hui, 2012). When promoting ZCB and applying the carbon footprint concepts to assess the buildings in densely populated cities like Hong Kong, some key factors for urban density and sustainability should be considered carefully.

5.1. URBAN DENSITY

Located in a sub-tropical hot and humid climate, Hong Kong is a densely populated city with many high-rise buildings. The land and space available for housing the population are very limited. Fortunately, Hong Kong has highly efficient mass transit and public transportation systems, which can greatly reduce the transport energy consumption and the associated GHG emissions from private vehicles. As mentioned in Section 4.1, high-rise buildings in urban areas are problematic candidates for ZCB. Therefore, more creative ideas and innovative technologies are needed to overcome the difficulties and constraints of designing ZCB or low energy building in such a high density urban city (Hui, 2001). The initial experience of exploring ZCB/ZEB in low-rise residential buildings in Hong Kong may be helpful too for developing the future ZCB design strategies (Fong and Lee, 2012).

If Hong Kong is to achieve environmentally friendly green building for the society, comprehensive urban planning and efficient high-performance building design are needed for controlling and reducing the GHG emissions in the high-rise, high-density building development and urban environment. By integrating sustainable transportation strategy, urban form and typology, it is possible to greatly improve the urban living environment and building performance. To achieve these objectives, it is important to develop a clear green building policy and foster life cycle thinking in the building development, design and management for the whole society. It is believed that carbon footprint analyses will be useful for developing effective assessment and guidance for the key decision makers.

5.2. COMMUNITY SUSTAINABILITY

In Hong Kong, achieving ZCB on an individual basis is not easy (Civic Exchange, 2011). However, the high population densities and compact buildings of the city can provide opportunities for implementation of larger scale community based energy systems and cost-effective energy and utility supply arrangements (Hui, 2001). At the community level, if the infrastructure for the society and/or districts have been planned and designed to optimise the overall system efficiency and to reduce the carbon footprint, a 'zero carbon' community could be established. For example, the use of district cooling system, waste-to-energy recovery approach, centralised solar thermal or other renewable energy systems, and community based greening and water recycling programmes can be applied to increase the overall resources efficiency and environmental performance, and to reduce the total GHG emissions of the community.

By integrating architectural design, energy systems, community facilities, social development and environmental resources into coordinated comprehensive arrangements, the overall resources efficiency can be optimised. In fact, holistic zero carbon or carbon neutral design is looking to reduce the GHG emissions associated with all aspects of the project. The assessment of carbon footprint for such a project in Hong Kong will require consideration of the neighborhood and local or regional planning issues, as well as the human activities directly or indirectly affected by the sustainable community measures.

6. CONCLUSIONS

Nowadays many countries in the world are developing zero- or low-carbon buildings in order to achieve GHG emission reduction and improve the awareness of environmental design. It is believed that ZCB/ZEB will lead the transition into low-carbon societies. In the near future, ZCB and low-carbon buildings will become a mainstream architecture. To overcome the barriers of ZCB, a clear definition and effective assessment methods are urgently needed. By examining the meaning of ZCB/ZEB and the rationale for using carbon footprints as indicators to measure sustainability, it is possible to improve the understanding of zero carbon life cycle design and develop clear scientific calculation methods for evaluating ZCB and other building projects. This research has discovered that using carbon footprint as the metrics for assessing ZCB can help decision makers to identify options for reducing and offsetting the GHG emissions.

It should be noted that the market demand for ZCB/ZEB is still growing at an embryo stage. The progression of green/sustainable building design to include issues of carbon is highly complicated. At present, the application of carbon footprint and other footprint-based assessments are often hindered by limited data availability and uncertainty of data. More work is needed to develop reliable data and information for footprint or sustainability assessment of buildings. By developing integrated interdisciplinary ZCB

design and technology and properly integrating environmental, social and economic, considerations during decision making, it is hoped that an effective strategy can be built up for controlling GHG emissions and climate change.

To conclude, 'zero carbon' is a lifestyle, not a specific criterion. ZCB is produced using a variety of means to reduce the pollution, promote the rational use of waste, and encourage the use of environmentally clean energy sources to reduce GHG emissions. The ultimate aim is to achieve 'zero waste', 'zero energy' and 'zero carbon' in an ideal state. This spirit can be extended to zero-carbon transport, zero-carbon energy, zero carbon home, as well as zero-carbon city.

REFERENCES

- ADEME, 2010. *Roadmap for Positive-energy and Low-carbon Buildings and Building Clusters*, French Environment & Energy Management Agency (ADEME), Angers Cedex, France.
- Adhikari, R. S., Aste, N., Del Pero, C. and Manfren, M., 2012. Net zero energy buildings: expense or investment?, *Energy Procedia*, 14 (2012): 1331–1336.
- ASBEC, 2011. *Defining Zero Emission Buildings*, Australian Sustainable Built Environment Council (ASBEC), Sydney, Australia.
- Bendewald, M. and Zhai, Z., 2013. Using carrying capacity as a baseline for building sustainability assessment, *Habitat International*, 37 (2013): 22-32.
- Boake, T., 2008. The leap to zero carbon and zero emissions: understanding how to go beyond existing sustainable design protocols, *Journal of Green Building*, 3 (4): 64–77.
- Brown, H., 2010. *Toward Zero-Carbon Buildings*, The Post Carbon Reader Series: Cities, Towns, and Suburbs, Post Carbon Institute, Santa Rosa, CA.
- Chen, G. Q., Chen, H., Chen, Z. M., Zhang, B., Shao, L., Guo, S., Zhou, S. Y. and Jiang, M. M., 2011. Low-carbon building assessment and multi-scale input-output analysis, *Communications in Nonlinear Science and Numerical Simulation*, 16 (1): 583–595.
- Civic Exchange, 2011. *Less Than Zero? The Future for Buildings & Carbon Emissions*, *Forum Summary Report*, 1 November 2011, Hong Kong.
- Čuček, L., Klemeš, J. J. and Kravanja, Z., 2012. A review of footprint analysis tools for monitoring impacts on sustainability, *Journal of Cleaner Production*, 34 (2012): 9-20.
- DCLG, 2008. *Definition of Zero Carbon Homes and Non-Domestic Buildings: Consultation*, Department for Communities and Local Government (DCLG), London.
- DCLG, 2007. *Building a Greener Future: Policy Statement*, Department for Communities and Local Government (DCLG), London.
- ECEEE, 2009. *Net Zero Energy Buildings: Definitions, Issues and Experience*, European Council for an Energy Efficient Economy (ECEEE), Stockholm, Sweden.
- EPD and EMSD, 2010. *Guidelines to Account for and Report on Greenhouse Gas Emissions and Removals for Buildings (Commercial, Residential or Institutional Purposes) in Hong Kong*, 2010 Edition, Environmental Protection Department (EPD) and Electrical and Mechanical Services Department (EMSD), Hong Kong.
- Fong, K. F. and Lee, C. K., 2012. Towards net zero energy design for low-rise residential buildings in subtropical Hong Kong, *Applied Energy*, 93 (2012): 686-694.
- Fulcrum, 2009. *Fulcrum's Dream Definition of Zero Carbon Buildings*, Fulcrum Consulting, London, www.fulcrumfirst.com.

- Hernandez, P. and Kenny, P., 2010. From net energy to zero energy buildings: Defining life cycle zero energy buildings (LC-ZEB), *Energy and Buildings*, 42 (6): 815-821.
- Hui, S. C. M., 2012. The meaning of zero carbon buildings for construction innovation and environmental design, In *Proceedings of the 2012 The 10th Cross Strait Two Coasts and Four Places Engineers (Hong Kong) Forum*, 23-24 November 2012, Hong Kong Productivity Council Building, Hong Kong, pp. 185-194 (in Chinese).
- Hui, S. C. M., 2010. Zero energy and zero carbon buildings: myths and facts, In *Proceedings of the International Conference on Intelligent Systems, Structures and Facilities (ISSF2010): Intelligent Infrastructure and Buildings*, 12 January 2010, Kowloon Shangri-la Hotel, Hong Kong, China, pp. 15-25.
- Hui, S. C. M., 2001. Low energy building design in high density urban cities, *Renewable Energy*, 24 (3-4): 627-640.
- IPCC, 2007. *Climate Change 2007: Synthesis Report*, Intergovernmental Panel on Climate Change (IPCC), Geneva, Switzerland.
- Jankovic, L., 2012. *Designing Zero Carbon Buildings Using Dynamic Simulation Methods*, Earthscan, Abingdon, Oxon and New York, NY.
- Kennedy, S. and Sgouridis, S., 2011. Rigorous classification and carbon accounting principles for low and zero carbon cities, *Energy Policy*, 39 (9): 5259-5268.
- Loper, J., et al., 2008. *Reducing Carbon Dioxide Emissions through Improved Energy Efficiency in Buildings*, Alliance to Save Energy, Washington DC.
- Marszal, A. J., Heiselberg, P., Bourrelle, J. S., Musall, E., Voss, K., Sartori, I. and Napolitano, A., 2011. Zero energy building – a review of definitions and calculation methodologies, *Energy and Buildings*, 43 (4): 971-979.
- Ng, T. S., Chen, Y. and Wong, J. M. W., 2013. Variability of building environmental assessment tools on evaluating carbon emissions, *Environmental Impact Assessment Review*, 38 (2013): 131-141.
- NIES, 2009. *Japan Roadmaps towards Low-Carbon Societies (LCSs)*, National Institute for Environmental Studies (NIES), Tsukuba, Ibaraki, Japan.
- Sartori, I., Napolitano, A. and Voss, K., 2012. Net zero energy buildings: A consistent definition framework, *Energy and Buildings*, 48 (2012): 220-232.
- Torcellini, P., et al., 2006. Zero energy buildings: a critical look at the definition, In *Proceedings of the 2006 ACEEE Summer Study on Energy Efficiency in Buildings*, August 14-18, 2006, Pacific Grove, CA, 12 pp.
- UK-GBC, 2008. *The Definition of Zero Carbon*, Zero Carbon Task Group Report, UK Green Building Council (UK-GBC), London, available at www.ukgbc.org.
- Xing, Y., Hewitt, N. and Griffiths, P., 2011. Zero carbon buildings refurbishment—A Hierarchical pathway, *Renewable and Sustainable Energy Reviews*, 15 (6): 3229-3236.
- Zuo, J., Read, B., Pullen, S. and Shi, Q., 2012. Achieving carbon neutrality in commercial building developments – Perceptions of the construction industry, *Habitat International*, 36 (2): 278-286.